

## Guidelines for Oral Presenters / Speakers

### BASIC INFORMATION

Your abstract has been accepted for ORAL presentation – congratulations! But what does this mean?

- You need to register for Workshop participation.
- You need to produce a full paper and a presentation.

### DEADLINES

- **10 August 2026:** One author per paper must register for the Workshop. As a **speaker**, you are eligible for a special reduced participation fee as long as you register by **10 August 2026**. After that date, the fee for “Speaker late registration” applies. For fees, visit: <https://windintegrationworkshop.org/tickets/>. As a **student**, you are entitled either to the “Student” (if under 29) or the “Academics” discount. You may choose the lower fee applicable in the respective time scheme.
- **31 August 2026:** The **full paper** and the **signed copyright forms** must be submitted via the online conference platform: <https://coms.app/regridweek2026/> → *Left menu » Your Account » Authors' Corner*
- **1 – 24 September 2026:** Your presentation (.ppt /.pptx ) must be submitted **in your account** in the online conference platform.

### GUIDELINES FOR PREPARING THE PAPER

#### TEMPLATES AND DATA FORMAT

- All templates and required forms are provided
  - a) on the Workshop’s website: <https://windintegrationworkshop.org/submissions/>
  - b) on the online conference platform:  
<https://coms.app/regridweek2026/>  
*Left menu » Your Account » Authors' Corner » Submission guidelines & Templates*
- **Word and LaTeX** templates can be downloaded there. These templates are based on the IET paper template in the paper **format of DIN A4**. Please use these templates as basis for your paper.
- Data format: Word (.docx, A4) or PDF (600 dpi, open/without security restrictions) / images need to be of sufficient quality for publication.

#### MAXIMUM NUMBER OF PAGES

- In general, the full paper of a **speaker** should not exceed the maximum number of pages: **8**

#### ORTHOGRAPHIC NOTE OF THE EDITOR

In order to harmonise the different versions for the proceedings we kindly ask you to use the following spelling versions:

- When referring to MODELLING/MODELING use the British spelling **MODELLING** (double LL).
- When referring to FARMS/POWER PLANTS use the term **POWER PLANTS** – at least in the paper title.

#### GRAPHICS

- The manuscript’s graphics should have resolutions of 600 dpi for monochrome, 300 dpi for grayscale, and 300 dpi for colors.
- Graphics should be inserted into the manuscript file rather than using copy and paste.
- Do not link to a graphic but insert the graphic into the manuscript instead.



## FONTS

- The manuscript must use fonts that allow embedding and subsetting (including the base fonts). Failure to embed and subset fonts is the biggest obstacle to prepare a proper publishable PDF file.
- All Type 1 fonts are embeddable. Only some TrueType fonts are embeddable. Do not embed fonts in a graphic file.

## REQUIREMENTS FOR CREATING PDF FILES

- DO NOT use password protection in the PDF file.
- All fonts, including the standard (base) fonts, must be embedded and subsetted in the PDF.
- In “Settings -> Job Options -> Compression” of Writer/Distiller set the downsampling resolution to 600 dpi for monochrome, 300 dpi for grayscale, and 300 dpi for color.

## GUIDELINES FOR PREPARING THE PRESENTATION SLIDE DECK

---

- Prepare your presentation as **pptx-file** – for a smooth run of the event, other formats will be converted to pptx.
- You can use your own company layout for the presentation.
- All visual content—including photographs, diagrams, figures, and graphics—must be proprietary to you or your company or utilized under a valid license that covers the intended scope of use. You are responsible for verifying that all third-party intellectual property is cleared for distribution among Symposium participants.
- For your presentation, please use an **aspect ratio** of **16:9**
- Upload your presentation to the online conference platform **as of 1 September 2026**:  
<https://coms.app/regridweek2026/> via the *Presentation upload* button here:  
*Left menu » Your Account » Authors' Corner » Submission/s*
- For last minute updates, you will be informed separately on alternative upload procedures.

## COPYRIGHT FORMS

---

- Every submission – **paper and/or presentation** – must be accompanied by the Organizer’s copyright form. Only by disposing of the *exclusive* copyright for the submitted contribution, the organizer is able to share the material among Workshop participants. All rights of the author remain unchanged.  
**Organizer’s Copyright form** for the Wind & Solar Integration Workshop
- All submitted **papers** are included in the [IET Digital Conference Proceedings](#) as long as they are accompanied by the IET copyright form.  
**IET copyright form** for Wind & Solar Integration Workshop **papers**
- Upload of copyright forms to the online conference platform **by 31 August 2026**:  
<https://coms.app/regridweek2026/>  
*Left menu » Your Account » Authors' Corner » Submission/s » Upload Organizer's Copyright form*  
*Left menu » Your Account » Authors' Corner » Submission/s » Upload IET Copyright form*



## FURTHER INFORMATION

### REGISTRATION

- As a **speaker** you are eligible for a special reduced participation fee as long as you register by **10 August 2026**.
- To register, access your account in the online conference platform:  
<https://coms.app/regridweek2026/> → *Left menu* » *Your Account* » *Event Registration*
- **One** author per paper **must** register for the Workshop, **only one** author per paper is entitled to the **speakers' fee**.
- Please indicate your submission-id in the corresponding text box of the registration form (see notification email for your **submission-id**) – example: **WISO26-123**

### PRELIMINARY WORKSHOP AGENDA

- The agenda is published here: <https://windintegrationworkshop.org/agenda/> and on the *Welcome page* of the online conference platform.
- The **agenda** of the Workshop will be **updated regularly** and **changes** can occur until the start of the event, so please make sure to **check it from time to time**.

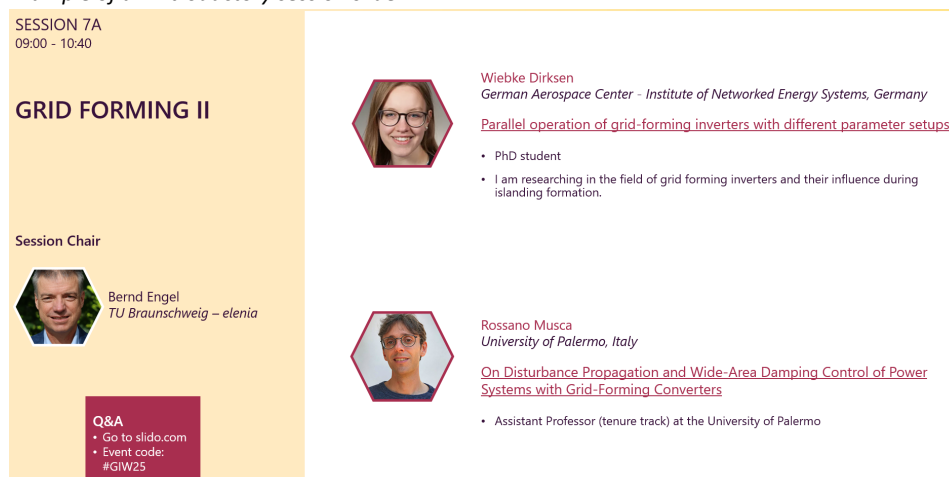
### SHOW YOUR FELLOW PARTICIPANTS WHO YOU ARE – UPLOAD YOUR PHOTO

- The online conference platform <https://coms.app/regridweek2026/> provides an upload button for your photo for the publication on the Workshop website, the conference app and the introductory session slides:  
*Left menu* » *Your Account* » *Authors' Corner* » *Upload Presenter Photo*.
- Format requirements:
  - head shot, preferably in the size of 300 x 300 px, the upload form provides a slide control to adapt the preferred detail of the picture.jpg, .png or any of the popular photo file formats

### INTRODUCE YOURSELF TO THE AUDIENCE – SUBMIT SHORT CV

- Please introduce yourself to the audience of your session. This information will be displayed on the introductory session slides next to your picture. Remember to keep it short.
- The online conference platform <https://coms.app/regridweek2026/> provides a form for some pre-defined lines for your CV:  
*Left menu* » *Your Account* » *Authors' Corner* » *Submit Speaker CV*.


Example of an introductory session slide:




SESSION 7A  
09:00 - 10:40

## GRID FORMING II


Session Chair

 Bernd Engel  
TU Braunschweig – elenia

Q&A  
• Go to [slido.com](https://coms.app/regridweek2026/)  
• Event code:  
#GIW25

 Wiebke Dirksen  
German Aerospace Center - Institute of Networked Energy Systems, Germany  
[Parallel operation of grid-forming inverters with different parameter setups](#)

- PhD student
- I am researching in the field of grid forming inverters and their influence during islanding formation.

 Rossano Musca  
University of Palermo, Italy  
[On Disturbance Propagation and Wide-Area Damping Control of Power Systems with Grid-Forming Converters](#)

- Assistant Professor (tenure track) at the University of Palermo